



Dyslexia Screening Test

©2014 Harp Learning Institute www.learning-aids.com
www.harpinstitute.com

WARNING: This is a screening tool, not a diagnostic test. The dyslexia Screening Test will give you indications of dyslexia. If your student scores within the ranges that indicate dyslexia, it is advised that you seek professional help for the student.

Independent Activities:

You may need to read the instructions to the student.

1. Print the alphabet below in lower case letters:
















2. Circle all of the b's:

b	d	b	q	d	b	p	d	b	b	q	q	b
p	d	q	b	d	d	b	b	d	p	q	b	d
q	b	d	b	p	p	d	b	p	b	d	p	b

3. Circle each reversed letter:

p	h	x	o	t	c
w	m	t	k	z	q
r	n	g	w	e	b
d	r	h	s	z	f

4. Look at the first figure in the column. Circle the matching figure to the right of the line.

				
				
				
b	d	b	q	p
d	q	p	d	b

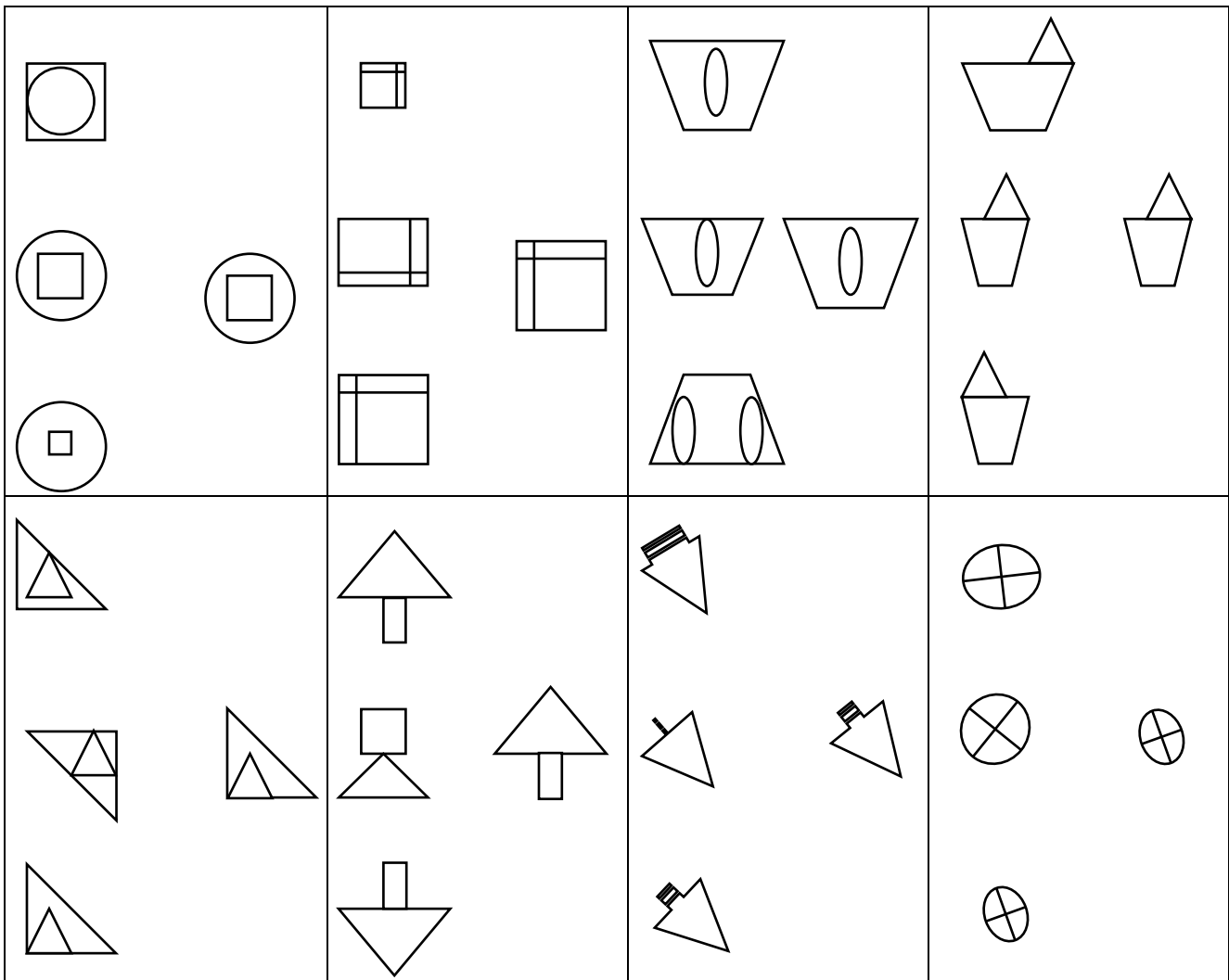
5. Look at the word on the left and circle the word on the right that matches.

	the		them
the	ent	then	rent
	ten		then

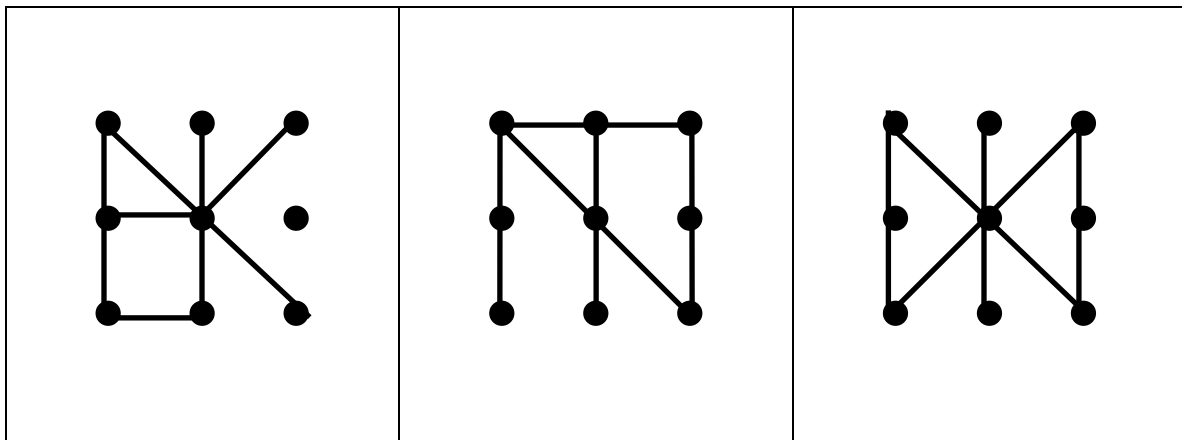

6. Circle each was.

was	raw	saw	way	was	saw
saw	was	way	saw	win	war
was	why	saw	was	saw	was

7. Look at the figure on the right and circle the one on the left that matches.



8. Have the student copy the figures from the bottom to the dots on top.



9. Look at each word and figure out what it is. Write the word on the line.

quake

tribe

pride

10. Look at the letters at the left. Cover them up and copy them from memory on the line.

b p d p

q q b g d

d g b d p q

11. Circle each reversed letter within the word

h e r	l i t	d o g	l a g	n o t
n o w	h i m	m a b	d o w	m a l l
o w l	n u t	q e n	r s n	s a t

12. Circle each reversed word.

own	eot	bat	too	qiz
nst	can	tip	pan	bsd

Teacher or Parent Directed Activities:

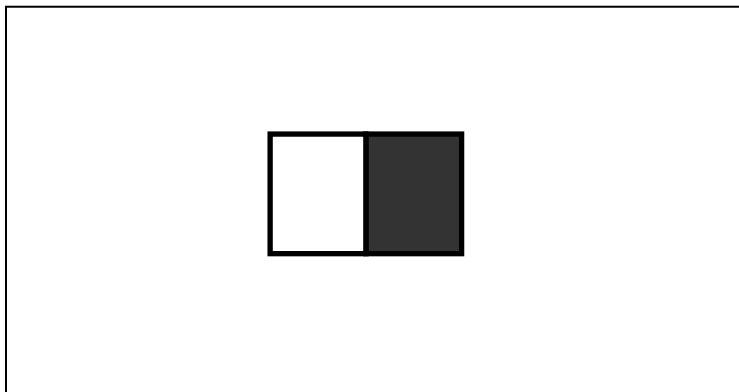
Follow the given instructions for the student to perform.

13. Read each word out loud and have the student circle the words that rhyme with the word gut. (4 words will rhyme).

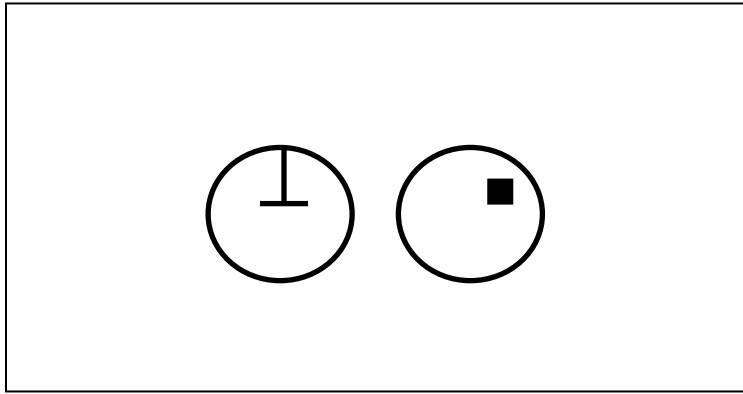
cut	bun	but	bud
sun	rut	tub	nut

14. Hold card #1 up to the student for 5 seconds. Take it away and have the student reproduce it on one of the blank cards. Do the same with card #2, holding up for 10 seconds. Do the same for card #3 for 15 seconds.

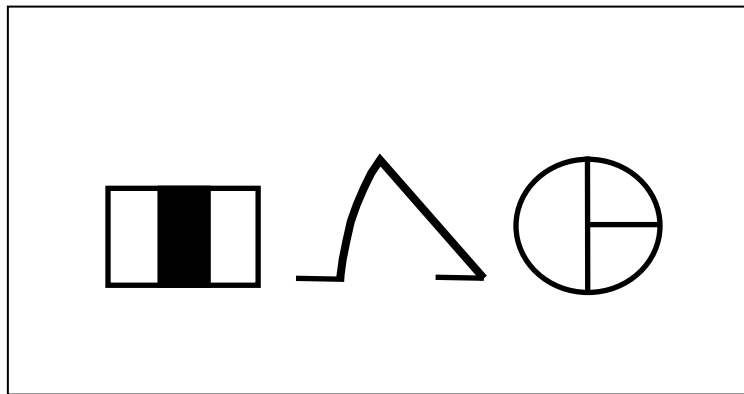
#1



#2





#3



Blank Cards





15. Read the following words out loud. Mark the words the student misses.

dad bad bib did bid dip bed

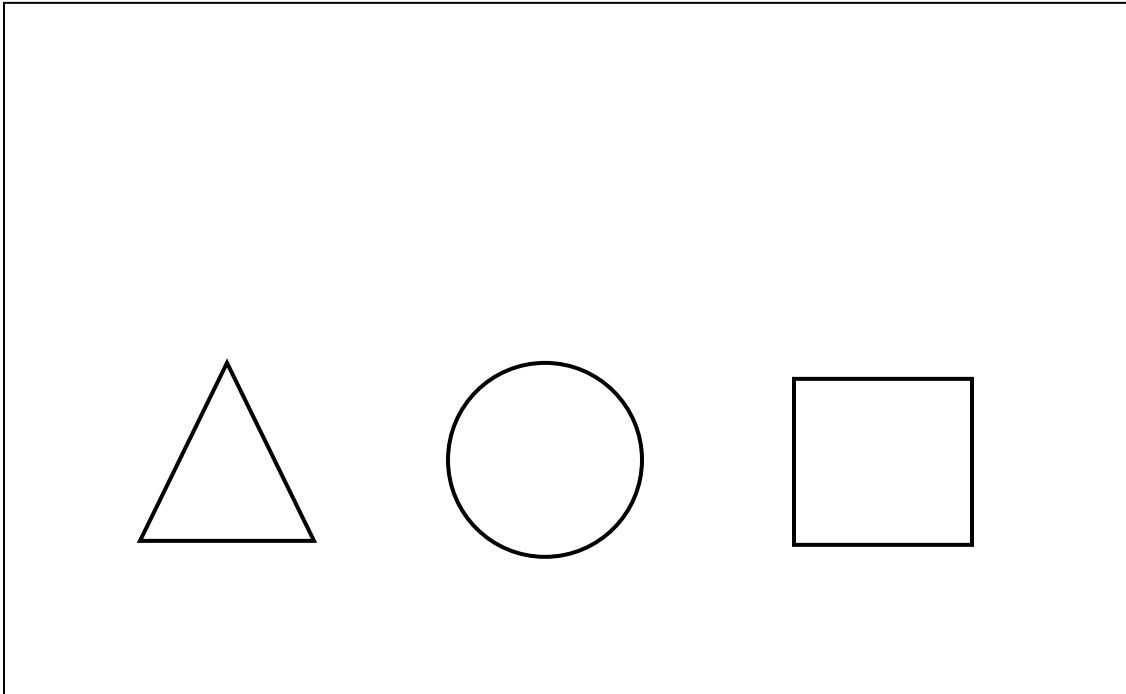
dab dob dib bop pod dap pad

16. Have the student:

Draw a vertical or up and down line on top of the triangle.

Draw a horizontal or sideways line under the circle.

Draw a diagonal or slanted line through the square.



17. Say each group of words out loud and have the student repeat them back to you in the exact same order:

(Say the words slowly and clearly.)

1. dog - snake- moon

2. please- simple- bringing- suppl

3. design – frighten- glistening- production –desperate

18. Read the following sound segments out loud. Have the student repeat them to you. Mark those sounds the student misses.

og	in	eep	one	ib	ort
fuh	yuh	esp	unk	ab	esk
ert	wuh	ane	oon	ut	osk

19. Have the student repeat these words exactly back to you. Mark yes or no.

vacationing in Venice	_____
curiously courteous	_____
animals in aluminum	_____
suspicious suddenly	_____
arguable announcing	_____
conscientious candidate	_____

Answer Key:

1. Print the alphabet below in lower case letters:

a	b	c	d	e	f	g	h	i	j	k	l	m	n	o	p
q	r	s	t	u	v	w	x	y	z						

- the alphabet should be in lower case letters and in the correct order.
 - it should take no longer than three minutes for the student to complete the alphabet
 - there should be no reversed or improperly formed letter
 - count each letter as a point
- Total wrong: _____

2. Circle all of the b's:

(b)	d	(b)	q	d	(b)	p	d	(b)	(b)	q	q	(b)
p	d	q	(b)	d	d	(b)	(b)	d	p	q	(b)	d
q	(b)	d	(b)	p	p	d	(b)	p	(b)	d	p	(b)

- count each letter as a point
- Total wrong: _____

3. Circle each reversed letter:

p	h	X	O	t	Ⓣ
w	Ⓜ	t	k	Ⓢ	q
r	Ⓝ	g	w	ⓔ	Ⓟ
d	Ⓡ	h	s	Ⓢ	Ⓣ

-if the student circles a correct letter, mark it wrong

Total wrong: _____

4. Look at the first figure in the column. Circle the matching figure to the right of the line.

⬇	⬅	⬆	Ⓣ	➡
⬅	Ⓛ	⬇	⬆	➡
△	▷	△	Ⓛ	▽
b	d	Ⓟ	q	p
d	q	p	Ⓝ	b

Total wrong: _____

5. Look at the word on the left and circle the word on the right that matches.

the	the	then	them
	ent		rent
	ten		then


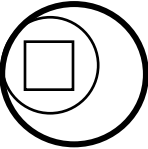
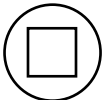
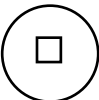


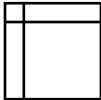
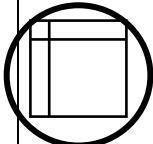
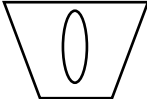
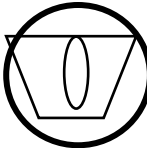
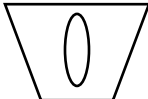
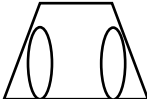
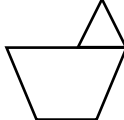




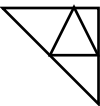
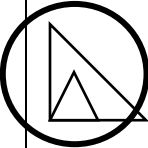
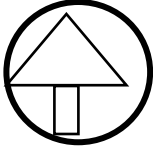
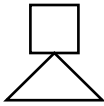
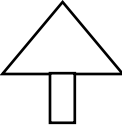
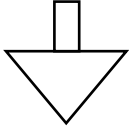


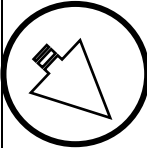


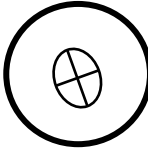

Total wrong: _____

6. Circle each was.

was	raw	saw	way	was	saw
saw	was	way	saw	win	war
was	why	saw	was	saw	was

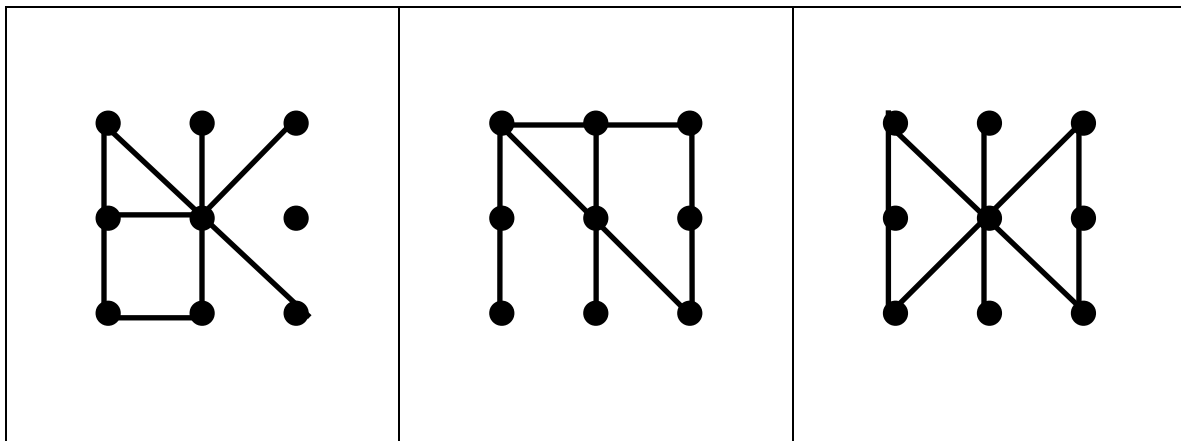
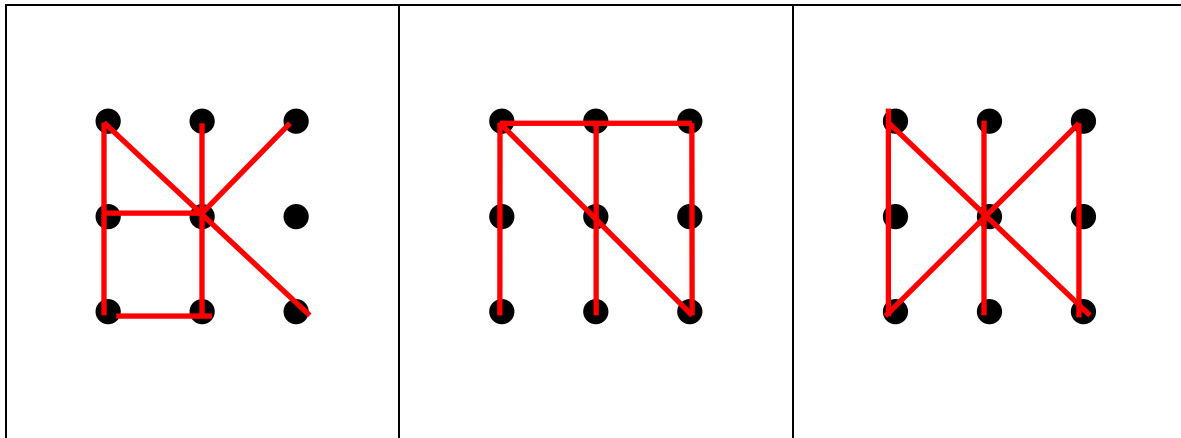
Total wrong: _____

7. Look at the figure on the right and circle the one on the left that matches.

Total wrong: _____

8. Have the student copy the figures from the bottom to the top.



-count each square as one total answer

Total wrong: _____

9. Look at each word and figure out what it is. Write the word on the line.

quake

quake

tribe

tribe

pride

pride

Total wrong: _____

10. Look at the letters at the left. Cover them up and copy them from memory on the line.

b p d p

b p d p

q q b g d

q q b g d

d g b d p q

d g b d p q

-count each line as one total answer

Total wrong: _____

11. Circle each reversed letter within the word

h e r	l i t	d o g	l a g	n o t
n o w	h i m	m a b	d o w	m a l l
o w l	n u t	q e n	r s n	s a t

-mark it wrong if the student circles a correct letter

Total wrong: _____

12. Circle each reversed word.

own	oot	bat	too	qiz
nst	can	tip	pan	bsd

-mark it wrong if the student circles a correct word

Total wrong: _____

13. Read each word out loud and have the student circle the words that rhyme with the word gut. (4 words will rhyme).

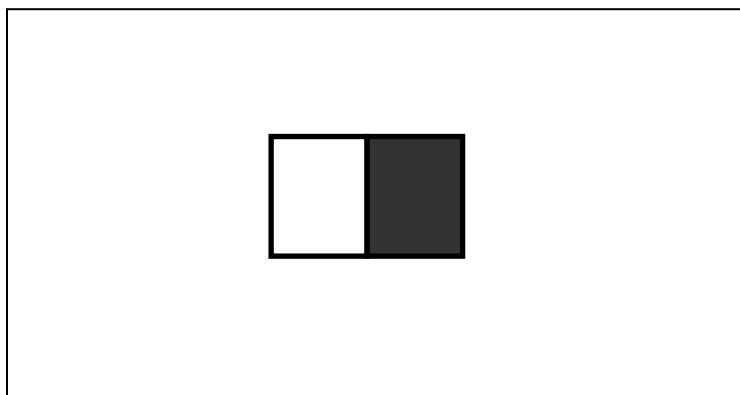
cut	bun	but	bud
sun	rut	tub	nut

-mark it wrong if the student circles a non-rhyming word

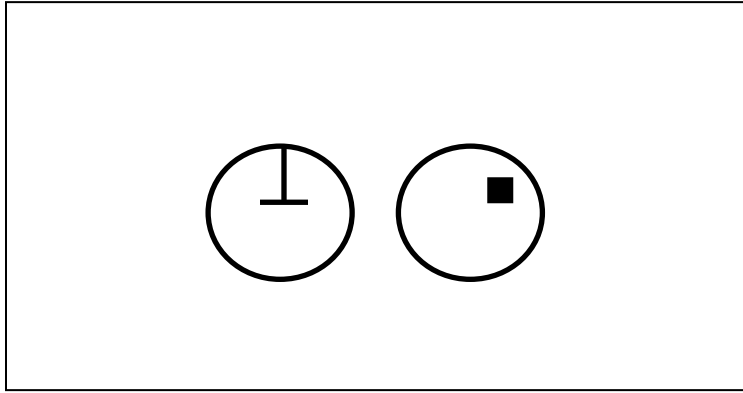
Total wrong: _____

14. Hold card #1 up to the student for 5 seconds. Take it away and have the student reproduce it on one of the blank cards. Do the same with card #2, holding up for 10 seconds. Do the same for card #3 for 15 seconds.

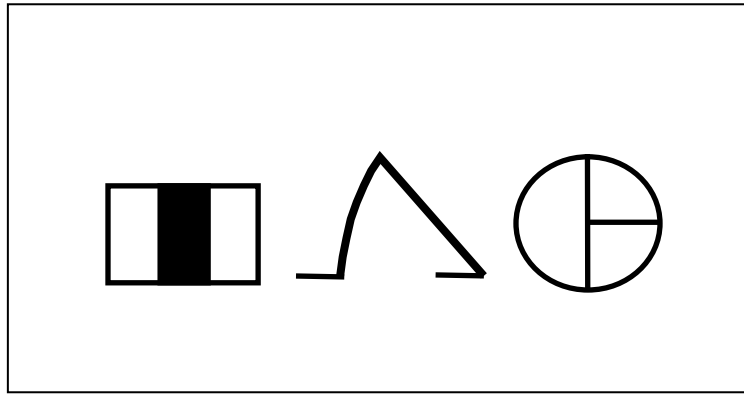
#1



#2

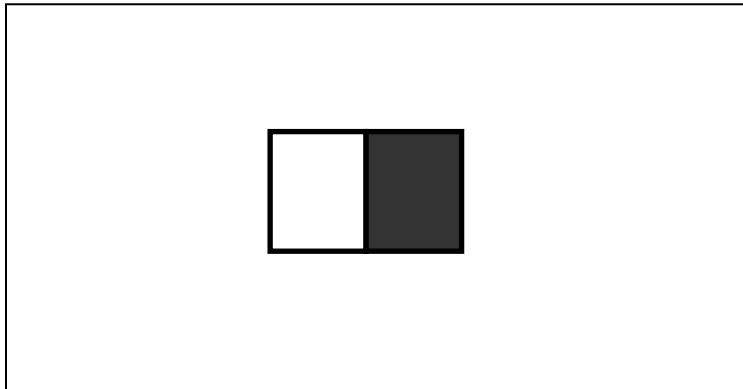


#3

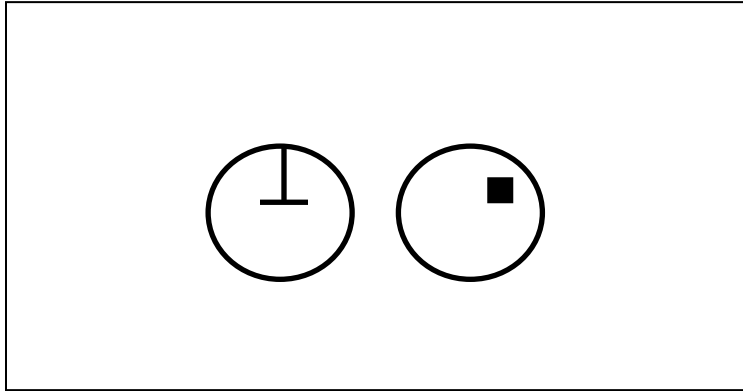


Blank Cards

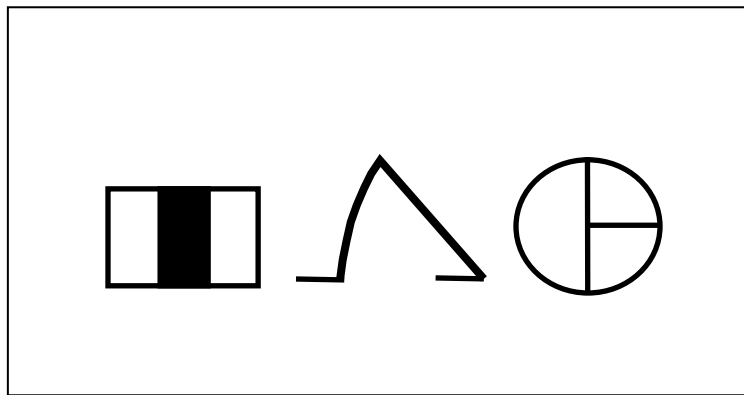
#1



#2



#3



Total wrong: _____

15. Have the student read the following words out loud. Mark any mistakes:

dad bad bib did bid dip bed

dab dob dib bop pod dap pad

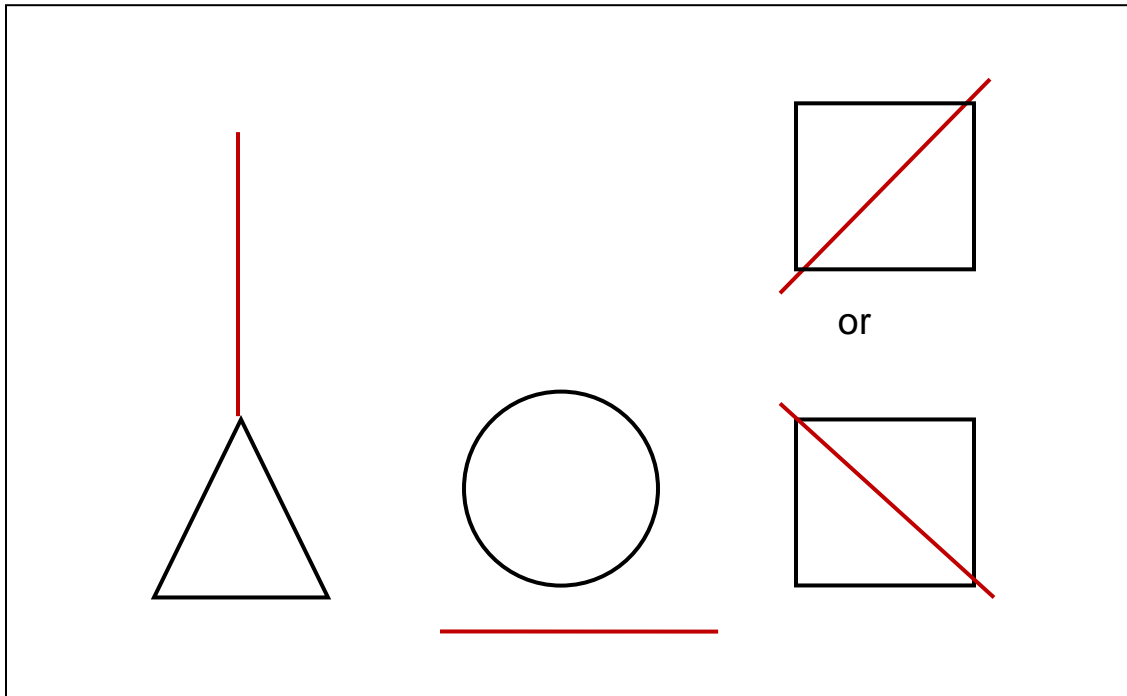
Total wrong: _____

16. Have the student:

Draw a vertical or up and down line on top of the triangle.

Draw a horizontal or sideways line under the circle.

Draw a diagonal or slanted line through the square.



Total wrong: _____

17. Say each group of words out loud and have the student repeat them back to you in the exact same order:

(Say the words slowly and clearly.)

1. dog - snake- moon

2. please- simple- bringing- supple

3. design – frighten- glistening- production –desperate

Total wrong:_____

18. Read the following sound segments out loud. Have the student repeat them to you. Mark those sounds the student misses.

og	in	eep	one	ib	ort
fuh	yuh	esp	unk	ab	esk
ert	wuh	ane	oon	ut	osk

Total wrong:_____

19. Have the student repeat these words exactly back to you. Mark yes or no.

vacationing in Venice _____

curiously courteous _____

animals in aluminum _____

suspicious suddenly _____

arguable announcing _____

conscientious candidate _____

Total wrong:_____

Dyslexia Screening Test Results

1. Total up how many the student has missed:

Use the following guidelines to determine if your child has symptoms of dyslexia. Keep in mind that these are guidelines for a dyslexia screening, not a firm diagnosis.

Kindergarten to 1st grade: 10 mistakes

Grades 2 - 4 7 mistakes

Grades 5 - 8 5 mistakes

Grades 9 - higher 3 mistakes

©2014 by Lisa Harp, certified teacher. Any dyslexia screening test that resembles this one has been pirated and is illegal to use.